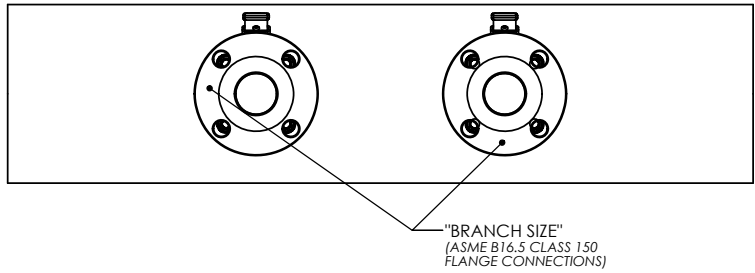
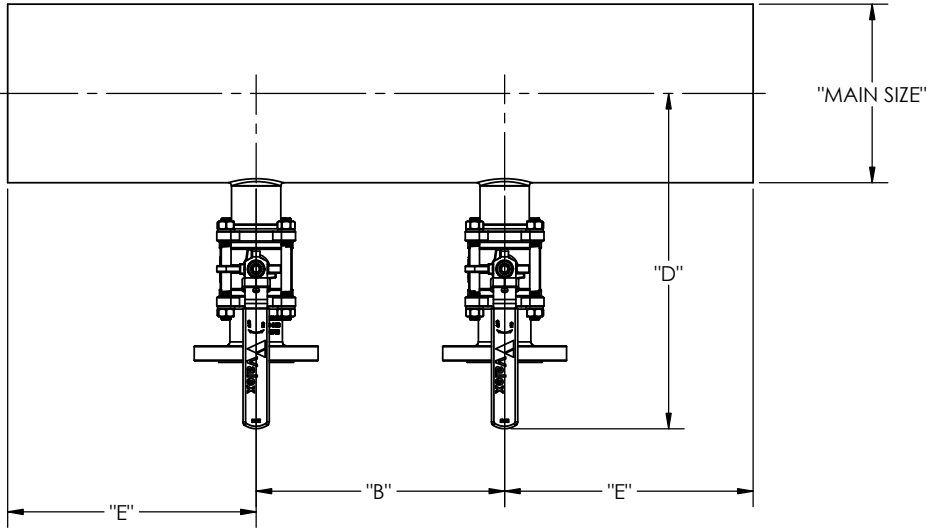
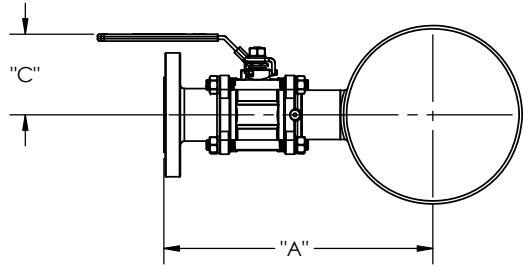


REVISION RECORD			
REV.	DATE	DESCRIPTION	DCN
F	12-14-2020	CHANGES PER DCN 4954	4954



DIMENSIONS IN MILLIMETERS						
SIZE		"A"	"B"	"C"	"D"	"E"
MAIN	BRANCH					
NPS 2	NPS 1-1/2	229.2	304.8	91	329	304.8
NPS 3	NPS 1-1/2	242.2	304.8	91	341	304.8
	NPS 2	266.0	304.8	99	348	304.8
NPS 4	NPS 1-1/2	254.9	304.8	91	354	304.8
	NPS 2	256.2	304.8	99	355	304.8
NPS 6	NPS 1-1/2	281.9	304.8	91	381	304.8
	NPS 2	304.4	304.8	99	386	304.8
NPS 8	NPS 1-1/2	307.3	304.8	91	406	304.8
	NPS 2	329.8	304.8	99	411	304.8
	NPS 3	377.0	304.8	149	513	304.8



1. DIMENSIONS ARE APPROXIMATE AND MAY VARY FROM VALVE TO VALVE. REFERENCE VALEX SPECIFICATION SP-9236 FOR OVERALL LENGTH TOLERANCES.
2. DIMENSIONS ARE SUBJECT TO CHANGE AS PRODUCT IMPROVEMENTS MAY ALTER VALVE DESIGN.

NOTES: UNLESS OTHERWISE SPECIFIED

CAD GENERATED DRAWING. DO NOT MANUALLY UPDATE		6080 LELAND ST. VENTURA, CA, 93003 (805) 638-0944 www.valex.com	
APPROVALS	DATE	BALL VALVE, PCW DSS CROSS, PIPE X FLANGE	
DRAWN C. MAO	01-15-2013		
CHECKED T. NEVINS	02-14-2013		
ENG. C. MAO	02-14-2013		
Q.A. R. MULDONG	02-14-2013	SIZE B	DWG. NO. PDC-PCW-DSS-LF
MFG. T. KELLENBERGER	02-14-2013	SCALE: 1:6	REV. F
		SHEET 1 OF 1	